

LabTecta®M / MG

Engineered Bearing Protection for Electric Motors

Available with AEGIS® Shaft Grounding Ring (LabTecta®MG)



Improved

- Equipment life
- Process uptime
- Operational profit
- Environment

Reduced

- Bearing failures
- Maintenance cost
- Operational losses
- Clean-up costs

Improving Rotating Equipment Reliability by Preventing Bearing Failure



LabTecta®M / MG — for motors

The LabTecta®M is specifically designed for use on electric motors.

The LabTecta®M (Flush Mount Electric Motor Design) range of products are intended for use as a bearing protection device on electric motors which require flush mounted bearing isolators due to limited outboard space.

The LabTecta MG design also includes an AEGIS® Shaft Grounding Ring to prevent premature bearing failure due to electrical fluting caused by the stray currents created when using a VFD (variable frequency drive).



Reducing Bearing Failure

52% of bearing failures are due to contamination of the bearing oil*. This represents 20.8% of all rotating equipment failures. A major study into equipment reliability has shown 48% of all bearing failures are due to particle contamination of the bearing oil, with an additional 4% due to corrosion caused by contamination of the bearing oil.

Reducing Water Contamination

Research conducted by a major academic institution has shown that water contamination as low as 0.002% (20ppm) in some oils can reduce bearing life by as much as 48%. LabTecta®M reduces bearing failure by:

- Preventing water ingress
- Preventing dust ingress
- Eliminating shaft damage due to rubbing
- Non-contacting design, thus no wearing of O'ring

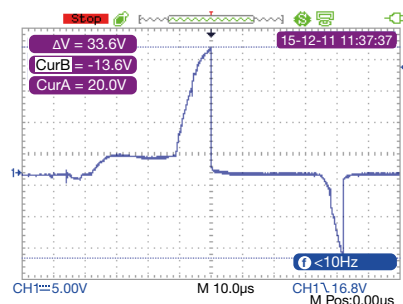
ATEX Certified

Complying with ATEX directive 2014/34/EU, the LabTecta®M is available certified for use in Group I M2 (Mining) and Group II Cat 2 & 3 (Zone 1/21 & 2/22) equipment.

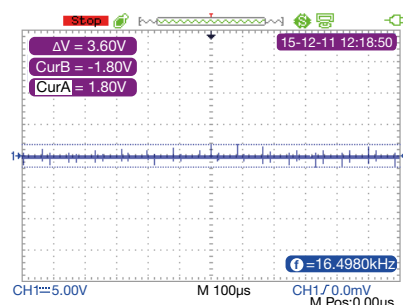


Electric Motors

Designed specifically with Electric Motors in mind, the LabTecta®M can be flush mounted into the equipment housing to avoid any shaft steps or outboard obstructions which commonly occur.



Shaft voltage reading without AEGIS® rings



Shaft voltage reading with AEGIS® rings installed

LabTecta®M / MG Features & Benefits

- **Multi-tiered labyrinth** - Keeps water, dust & contaminants out, improving bearing life
- **Water Expulsion Port** - Further protects against water ingress
- **Non-wearing** - Eliminates shaft wear in operation
- **Maintenance free** - No routine maintenance required

* Bloch, Heinz; "Pump Users Handbook: Life Extension" 2011.

Available in the size ranges shown below:

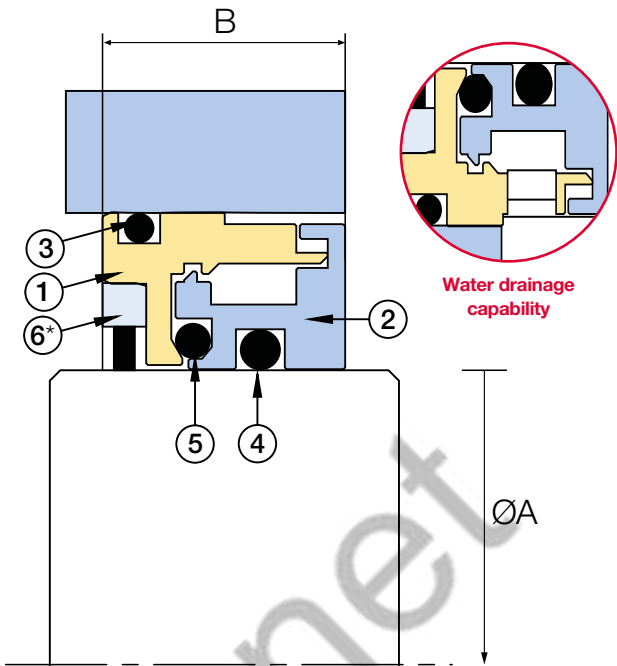
ØA	B
16mm - 145mm	17.65mm
0.750" - 5.875"	0.695"

Max dimensions shown. Not all sizes stocked.

NEMA^ sizes also available:

Shaft Size	Bore Size	Stock Code
0.875"	1.875"	11076402
1.125"	2.125"	11164834
1.375"	2.375"	11087417
1.625"	2.625"	11164835
1.766"	2.750"	11153597
1.875"	2.875"	11142555
1.900"	3.500"	11010178
2.125"	3.125"	11010177
2.355"	3.870"	11065361
2.375"	3.375"	11109444
2.500"	4.375"	11164836
2.875"	3.875"	11175986

^ National Electrical Manufacturers Association



Item	Description	Material
1	LabTecta®M Stationary	Phosphor Bronze
2	LabTecta®M Rotary	Stainless Steel
3	Stator Housing O-Ring	FKM
4	Rotor O-Ring	FKM
5	Dynamic O-Ring	FKM
6*	AEGIS Shaft Grounding Ring*	Aluminium / conductive brush

*optional

Protecting Electrical Motors

Approximately 51% of motor failures** are caused by bearing failure.

LabTecta®M products:

- Protect against the major cause of bearing failure
- Meet the requirements of IEEE standard 841-2009
- Improve electrical safety by preventing water ingress
- Eliminate motor shaft damage due to rubbing
- Are maintenance free



IEEE 841-2009 (the premier standard for electrical motors) requires an ingress protection rating of IP55 and the use of a non-contacting rotating device to seal contaminants from the bearing chamber.

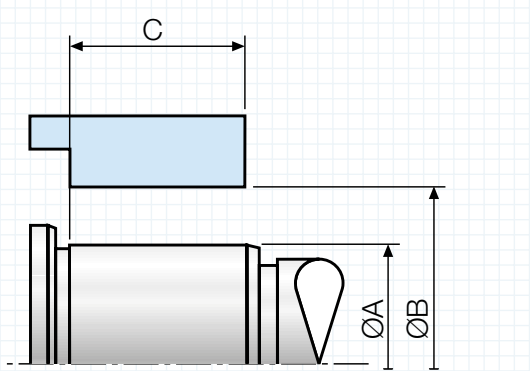
** IEEE Petrochem Paper PCIC-94-01



LabTecta®M — Designed for Your Equipment

Sketch Housing Dimensions:

Either use the “standard” diagram provided or sketch your own below.



Dimensions:

ØA (Shaft Ø):

Voltage:

ØB (Housing bore Ø):

Horse Power:

C (Max. insertion):

Type of Motor (AC or DC):

Application Data:

Speed:

Max. axial movement:

Lubrication type / system:

Equipment manufacturer:

Shaft horizontal or vertical:

Model number:

Bearing type:

Has the equipment been modified:

Complete the information above and send to:

UK Fax: **+44 (0) 1709 720788** USA Fax: **+1 865 531 0571** E-mail: **sales@labtecta.com**

Further information about the AESSEAL® LabTecta®66 range is available in the standard LabTecta®66 brochure.

E-mail: **sales@labtecta.com** to request a copy or download it from our website: **www.labtecta.com**

This brochure is fully recyclable. When laminated, a sustainable, biodegradable and recyclable lamination is used.

For further information and safe operating limits contact our technical specialists at the locations below.



Use double mechanical seals with hazardous products.

Always take safety precautions:

- Guard your equipment
- Wear protective clothing

WARNING

AESSEAL plc is certified to ISO 9001, ISO 14001, ISO/IEC 20000, ISO/IEC 27001, ISO/TS 29001, ISO 37001, ISO 45001 & ISO 50001

UK Sales & Technical advice:

AESSEAL plc
Mill Close
Bradmarsh Business Park
Rotherham,
S60 1BZ, UK
Tel: +44 (0) 1709 369966
E-mail: **enquiries@aes seal.info**
www.aes seal.com



AESSEAL plc is Net Zero for Manufacturing in the UK



INVESTOR
IN PEOPLE

USA Sales & Technical advice:

AESSEAL Inc.
355 Dunavant Drive
Rockford,
TN. 37853,
USA
Tel: +1 865 531 0192
E-mail: **usa@aes seal.com**
www.aes seal.com

Important: Since the conditions and methods of use of this product are beyond our control, AESSEAL plc expressly disclaims any and all liability resulting or arising from any use of this product or reliance on any information contained in this document - AESSEAL plc standard conditions of sale apply. All sizes are subject to manufacturing tolerances. We reserve the right to modify specifications at any time. AESSEAL® is a Registered Trademark of AES Engineering Ltd, AESSEAL plc recognizes all trademarks and trademark names as the property of their owners.

LIT-UK/US-L-Lab-M-05PDF Copyright © 2021 AESSEAL plc 11/2021